

# 41 200m Individual Medley Men Final

Official

**13NZR** 13 Years New Zealand Short Course Record **2:12.85** 2022-07-31 Hamilton, N... Ariel Muchirahondo John Paul College

**14NZR** 14 Years New Zealand Short Course Record **2:07.42** 2023-08-12 Hawkes Bay Ariel Muchirahondo Swim Rotorua

**NZR** Open New Zealand Short Course **1:54.04** 2018-12-11 Bradlee Ashby

Show more

☰ Qualified    1/2 ☰ Heats    🏊 Summary

Total

Rank	Competitor	Age	Club	RT	PTS	Result
1	Brown Sam	20	Coast Swi...	0.74		<b>1:57.08</b> Entry: 2:00.43 (-3.35)
	25m: 11.75	50m: 25.94 (14.19)	75m: 40.80 (14.86)			
	100m: 54.90 (14.10)	125m: 1:11.59 (16.69)	150m: 1:28.60 (17.01)			
	175m: 1:43.31 (14.71)	200m: 1:57.08 (13.77)				
2	Zhang Kevin	17	Roskill Swi...	0.67		<b>1:58.52</b> 17NZR Entry: 1:59.61 (-1.09)
	25m: 11.82	50m: 25.38 (13.56)	75m: 41.00 (15.62)			
	100m: 55.73 (14.73)	125m: 1:12.63 (16.90)	150m: 1:30.18 (17.55)			
	175m: 1:44.75 (14.57)	200m: 1:58.52 (13.77)				
3	Helms Blair	22	North Shor...	0.66		<b>2:00.31</b> Entry: 2:01.59 (-1.28)
	25m: 11.68	50m: 26.29 (14.61)	75m: 42.09 (15.80)			
	100m: 56.86 (14.77)	125m: 1:13.93 (17.07)	150m: 1:31.41 (17.48)			
	175m: 1:46.50 (15.09)	200m: 2:00.31 (13.81)				
4	Peck Ryan	18	United Swi...	0.66		<b>2:00.84</b> Entry: 2:02.30 (-1.46)
	25m: 11.36	50m: 25.32 (13.96)	75m: 40.78 (15.46)			
	100m: 55.38 (14.60)	125m: 1:13.04 (17.66)	150m: 1:31.35 (18.31)			
	175m: 1:46.60 (15.25)	200m: 2:00.84 (14.24)				
5	Williams Daniel	18	SwimZone ...	0.67		<b>2:01.59</b> Entry: 2:02.76 (-1.17)
	25m: 11.97	50m: 26.54 (14.57)	75m: 42.29 (15.75)			
	100m: 57.25 (14.96)	125m: 1:14.43 (17.18)	150m: 1:32.17 (17.74)			
	175m: 1:47.47 (15.30)	200m: 2:01.59 (14.12)				
6	Faleafa Blake	18	Coast Swi...	0.69		<b>2:02.55</b> Entry: 2:02.70 (-0.15)
	25m: 11.80	50m: 26.20 (14.40)	75m: 41.51 (15.31)			
	100m: 56.28 (14.77)	125m: 1:14.24 (17.96)	150m: 1:33.12 (18.88)			
	175m: 1:48.57 (15.45)	200m: 2:02.55 (13.98)				
7	Eley (V) Cael	16	Australia	0.72		<b>2:02.97</b> Entry: 2:03.45 (-0.48)
	25m: 12.27	50m: 26.74 (14.47)	75m: 42.21 (15.47)			
	100m: 57.09 (14.88)	125m: 1:14.69 (17.60)	150m: 1:32.97 (18.28)			
	175m: 1:48.48 (15.51)	200m: 2:02.97 (14.49)				

8	 Muchirahondo Ariel	15	 Swim Rotor...	0.70	<b>2:03.83</b> Entry: 2:04.83 (-1.00)
	25m: 11.89 100m: 57.03 (14.84) 175m: 1:49.31 (15.30)	50m: 26.62 (14.73) 125m: 1:15.27 (18.24) 200m: 2:03.83 (14.52)	75m: 42.19 (15.57) 150m: 1:34.01 (18.74)		
9	 Kenny Sam	18	 Coast Swi...	0.67	<b>2:06.05</b> Entry: 2:05.54 (+0.51)
	25m: 11.88 100m: 58.71 (15.61) 175m: 1:51.71 (15.48)	50m: 26.70 (14.82) 125m: 1:17.22 (18.51) 200m: 2:06.05 (14.34)	75m: 43.10 (16.40) 150m: 1:36.23 (19.01)		
10	 Markovich Nemanya	16	 Roskill Swi...	0.64	<b>2:06.16</b> Entry: 2:05.27 (+0.89)
	25m: 12.23 100m: 59.77 (15.97) 175m: 1:51.84 (15.37)	50m: 27.32 (15.09) 125m: 1:17.90 (18.13) 200m: 2:06.16 (14.32)	75m: 43.80 (16.48) 150m: 1:36.47 (18.57)		
11	 Luscombe (V) Clancy	19	 Australia	0.71	<b>2:04.53</b> Entry: 2:06.32 (-1.79)
	25m: 12.54 100m: 59.25 (15.77) 175m: 1:50.91 (15.21)	50m: 27.26 (14.72) 125m: 1:16.93 (17.68) 200m: 2:04.53 (13.62)	75m: 43.48 (16.22) 150m: 1:35.70 (18.77)		
12	 Gibson Luke	18	 Club 37	0.71	<b>2:06.67</b> Entry: 2:09.86 (-3.19)
	25m: 12.46 100m: 59.25 (15.84) 175m: 1:52.34 (15.46)	50m: 27.18 (14.72) 125m: 1:18.06 (18.81) 200m: 2:06.67 (14.33)	75m: 43.41 (16.23) 150m: 1:36.88 (18.82)		
13	 Wearing (V) Lincoln	14	 Australia	0.69	<b>2:07.22</b> Entry: 2:07.04 (+0.18)
	25m: 12.43 100m: 59.80 (15.55) 175m: 1:53.47 (15.05)	50m: 27.55 (15.12) 125m: 1:18.94 (19.14) 200m: 2:07.22 (13.75)	75m: 44.25 (16.70) 150m: 1:38.42 (19.48)		
14	 Crosbie James	18	 United Swi...	0.73	<b>2:07.48</b> Entry: 2:07.57 (-0.09)
	25m: 12.35 100m: 58.42 (15.20) 175m: 1:52.86 (16.20)	50m: 27.15 (14.80) 125m: 1:17.20 (18.78) 200m: 2:07.48 (14.62)	75m: 43.22 (16.07) 150m: 1:36.66 (19.46)		
15	 Lloyd Hunter	16	 Raumati S...	0.66	<b>2:09.41</b> Entry: 2:09.63 (-0.22)
	25m: 12.13 100m: 59.76 (15.94) 175m: 1:54.59 (16.11)	50m: 27.28 (15.15) 125m: 1:19.01 (19.25) 200m: 2:09.41 (14.82)	75m: 43.82 (16.54) 150m: 1:38.48 (19.47)		
16	 Love Jack	18	 Blenheim S...	0.69	<b>2:09.50</b> Entry: 2:07.81 (+1.69)
	25m: 12.54 100m: 1:00.19 (15.86) 175m: 1:55.27 (15.34)	50m: 27.65 (15.11) 125m: 1:19.95 (19.76) 200m: 2:09.50 (14.23)	75m: 44.33 (16.68) 150m: 1:39.93 (19.98)		
17	 Gu Osbert	15	 Phoenix Aq...	0.75	<b>2:10.00</b> Entry: 2:10.59 (-0.59)
	25m: 12.57 100m: 1:00.25 (15.44) 175m: 1:55.79 (16.03)	50m: 27.97 (15.40) 125m: 1:19.34 (19.09) 200m: 2:10.00 (14.21)	75m: 44.81 (16.84) 150m: 1:39.76 (20.42)		
18	 Ellis Mitchell	15	 Liz van Wel...	0.74	<b>2:10.07</b> Entry: 2:10.56 (-0.49)

25m: 13.24      50m: 28.62 (15.38)      75m: 45.01 (16.39)  
100m: 1:00.45 (15.44)      125m: 1:19.96 (19.51)      150m: 1:40.06 (20.10)  
175m: 1:55.83 (15.77)      200m: 2:10.07 (14.24)

19  Mellsop Curtis

21  Nga Tai Tu... 0.67

**2:10.08**  
Entry: 2:09.70 (+0.38)

25m: 12.55      50m: 27.84 (15.29)      75m: 44.06 (16.22)  
100m: 1:00.49 (16.43)      125m: 1:20.41 (19.92)      150m: 1:39.97 (19.56)  
175m: 1:55.67 (15.70)      200m: 2:10.08 (14.41)

20  Paki TeRauroha

14  Northwave ... 0.68

**2:11.99**  
Entry: 2:09.33 (+2.66)

25m: 12.64      50m: 27.51 (14.87)      75m: 44.22 (16.71)  
100m: 1:00.16 (15.94)      125m: 1:20.37 (20.21)      150m: 1:40.48 (20.11)  
175m: 1:57.37 (16.89)      200m: 2:11.99 (14.62)


21  Batchelor Hugo

19  United Swi... 0.73

**2:05.81**  
Entry: 2:13.52 (-7.71)


25m: 12.64      50m: 27.51 (14.87)      75m: 43.88 (16.37)  
100m: 59.57 (15.69)      125m: 1:17.89 (18.32)      150m: 1:36.33 (18.44)  
175m: 1:51.64 (15.31)      200m: 2:05.81 (14.17)

22  Willis Alexander

18  Ice Breaker... 0.62

**2:06.69**  
Entry: 2:10.90 (-4.21)

25m: 12.44      50m: 27.49 (15.05)      75m: 44.05 (16.56)  
100m: 1:00.43 (16.38)      125m: 1:18.65 (18.22)      150m: 1:37.26 (18.61)  
175m: 1:52.77 (15.51)      200m: 2:06.69 (13.92)

23  Mufana (V) Renzo-Eden

15  New Caled... 0.65

**2:06.93**  
Entry: 2:08.82 (-1.89)


25m: 12.43      50m: 27.34 (14.91)      75m: 44.60 (17.26)  
100m: 1:01.10 (16.50)      125m: 1:19.26 (18.16)      150m: 1:37.76 (18.50)  
175m: 1:53.12 (15.36)      200m: 2:06.93 (13.81)


24  Clifford (V) Ryan

19  Australia 0.73

**2:09.87**  
Entry: 2:09.84 (+0.03)

25m: 12.27      50m: 27.06 (14.79)      75m: 43.63 (16.57)  
100m: 59.73 (16.10)      125m: 1:19.45 (19.72)      150m: 1:39.18 (19.73)  
175m: 1:55.03 (15.85)      200m: 2:09.87 (14.84)


25  Buissinne Dieter

20  North Shor... 0.66

**2:10.33**  
Entry: 2:11.99 (-1.66)

25m: 12.75      50m: 28.01 (15.26)      75m: 45.45 (17.44)  
100m: 1:02.40 (16.95)      125m: 1:21.22 (18.82)      150m: 1:40.36 (19.14)  
175m: 1:56.07 (15.71)      200m: 2:10.33 (14.26)


26  Lockhart Callum

19  Vikings Swi... 0.68

**2:10.56**  
Entry: 2:11.19 (-0.63)

25m: 13.01      50m: 28.24 (15.23)      75m: 44.85 (16.61)  
100m: 1:00.74 (15.89)      125m: 1:20.07 (19.33)      150m: 1:39.87 (19.80)  
175m: 1:56.02 (16.15)      200m: 2:10.56 (14.54)

27  Grace Flynn

16  Vikings Swi... 0.75

**2:11.15**  
Entry: 2:13.21 (-2.06)

25m: 12.96      50m: 28.14 (15.18)      75m: 45.16 (17.02)  
100m: 1:01.61 (16.45)      125m: 1:20.88 (19.27)      150m: 1:40.55 (19.67)  
175m: 1:56.66 (16.11)      200m: 2:11.15 (14.49)

28  Wheeler Rylind

16  North Cant... 0.65

**2:11.27**  
Entry: 2:13.47 (-2.20)

25m: 12.82      50m: 28.58 (15.76)      75m: 46.30 (17.72)  
100m: 1:03.71 (17.41)      125m: 1:22.20 (18.49)      150m: 1:41.10 (18.90)

175m: 1:56.76 (15.66)

200m: 2:11.27 (14.51)

29



Solodi Nico

18



Aquagym S... 0.72

2:11.73

Entry: 2:10.84 (+0.89)

25m: 12.89

50m: 28.63 (15.74)

75m: 45.85 (17.22)

100m: 1:02.21 (16.36)

125m: 1:21.53 (19.32)

150m: 1:40.84 (19.31)

175m: 1:57.19 (16.35)

200m: 2:11.73 (14.54)

30



Pask Zack

16



Liz van Wel... 0.72

2:12.92

Entry: 2:13.97 (-1.05)

25m: 13.66

50m: 29.78 (16.12)

75m: 47.11 (17.33)

100m: 1:03.54 (16.43)

125m: 1:22.12 (18.58)

150m: 1:41.27 (19.15)

175m: 1:57.78 (16.51)

200m: 2:12.92 (15.14)